

How to Enter a Team in Spawtz

- *This is a step-by-step guide for teams to register for a league*
- *The **organiser of the team needs to be the first player to start the process**, they will then add the additional players and those players will be sent a link to register.*

STEP 1: REGISTRATION

1.1 - Go to the STADIUM 34 Spawtz web page (and choose the option 'register a team or as an individual'. <https://stadium34.spawtz.com/External/Default.aspx>

The screenshot shows the STADIUM34 Spawtz website interface. At the top, there is a navigation bar with the following links: Dashboard, Register, Fixtures/Results, Book Now, and Login. Below the navigation bar is a blue banner with the text: "If you don't have hospital cover you could pay more in tax." and a "Find out more" button. The main content area features a large image of a basketball player with the STADIUM34 logo overlaid. Below the image, there is a section titled "ATTENTION ALL CAPTAINS!!!!" followed by the heading "GIVE UP THE JOB OF CHASING YOUR PLAYERS EVERY WEEK!". The text below this heading explains that if an arena has entered their leagues into the database, players will receive fixture reminder emails each week. It also mentions that within these reminder emails are links that players can click on to inform YOU of their availabilities, saving you time and money. Finally, it states that you can also pay your fixture fees online, saving you the trouble of queueing at the arena or of forgetting your cash on the night. On the right side of the page, there is a vertical menu with four buttons: "View fixtures and standings", "Find your team", "Register a team or as an individual", and "Book a court". A red arrow points to the "Register a team or as an individual" button.

1.2 – Choose the league you want to register for.

[GO TO MAIN SITE >](#) [DASHBOARD](#) [CALENDAR](#) [TEAMS](#) [STATEMENTS](#)

Filter

Sport: Days:

U9 - 2021 Winter Classic
Inline Hockey - Junior
Season start date: 11/06/2021 Venue: Stadium 34

[Register a team \(695.00\)](#) [Register as an individual](#)

1.3 – SIGN IN if you are an existing user or click the blue text 'CLICK HERE TO REGISTER' if you are a new player/organiser wanting to enter a team.

[GO TO MAIN SITE >](#)

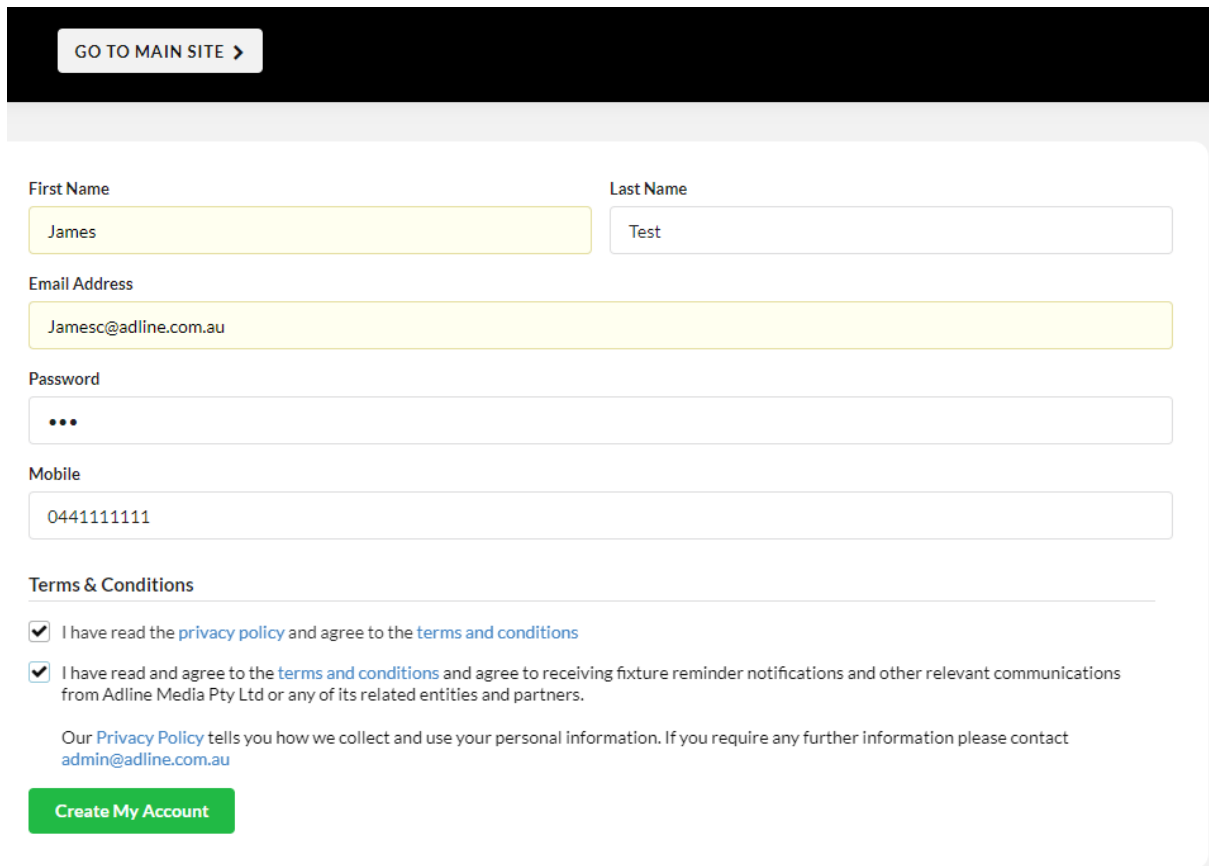
Email address:

Password:

Remember me

[Forgotten your password?](#) [Click here to register](#)

1.4 – If you are a new player or team, you will need to fill in your details in the boxes provided and click ‘create my account’. If you are an existing user, you will land on your Spawtz dashboard, as per normal.



GO TO MAIN SITE >

First Name: James

Last Name: Test

Email Address: Jamesc@adline.com.au

Password: ...

Mobile: 0441111111

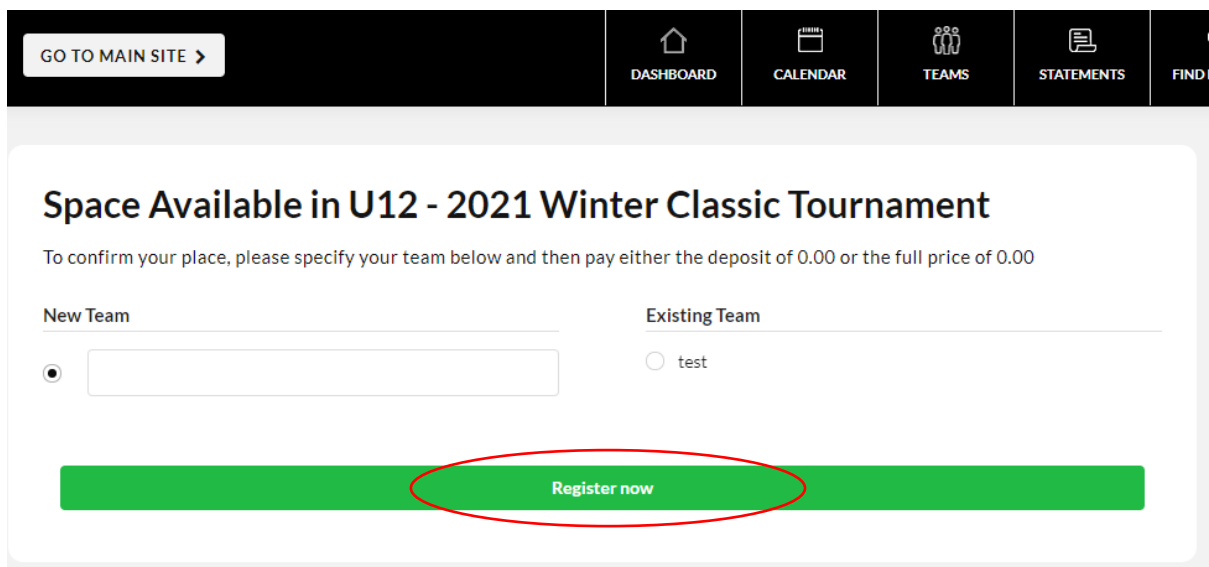
Terms & Conditions

- I have read the [privacy policy](#) and agree to the [terms and conditions](#)
- I have read and agree to the [terms and conditions](#) and agree to receiving fixture reminder notifications and other relevant communications from Adline Media Pty Ltd or any of its related entities and partners.

Our [Privacy Policy](#) tells you how we collect and use your personal information. If you require any further information please contact admin@adline.com.au

Create My Account

1.5 – You will then arrive at your Spawtz Dashboard where you will **enter your team’s name**. Once you enter the name, please click the green button ‘Register Now’.



GO TO MAIN SITE >

DASHBOARD CALENDAR TEAMS STATEMENTS FIND R

Space Available in U12 - 2021 Winter Classic Tournament

To confirm your place, please specify your team below and then pay either the deposit of 0.00 or the full price of 0.00

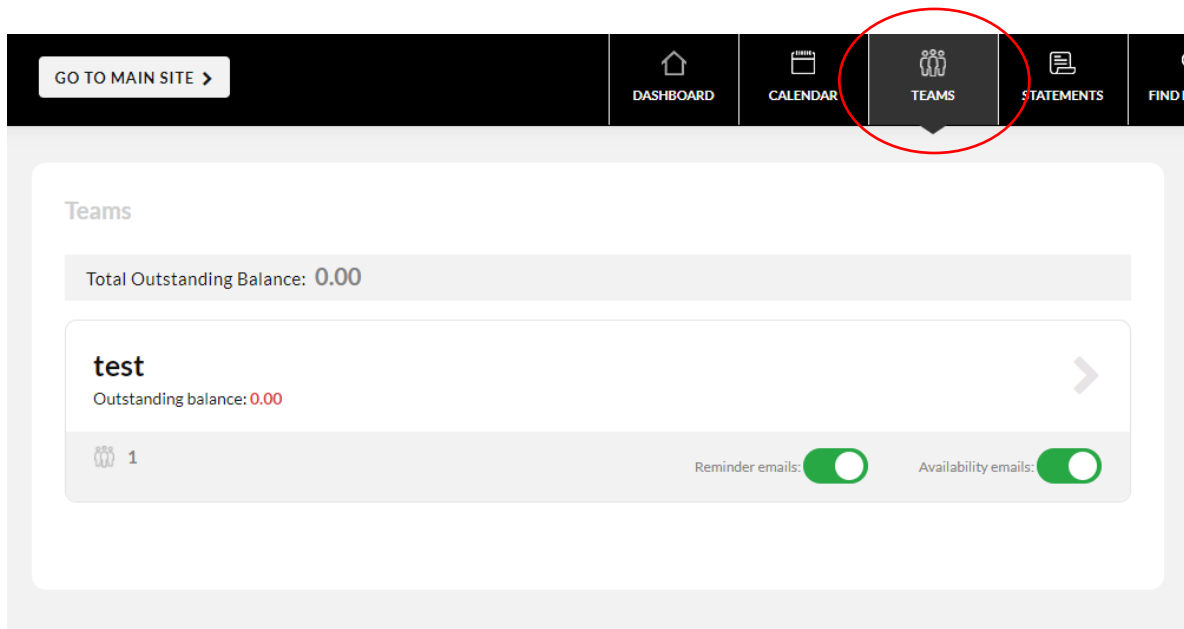
New Team:

Existing Team: test

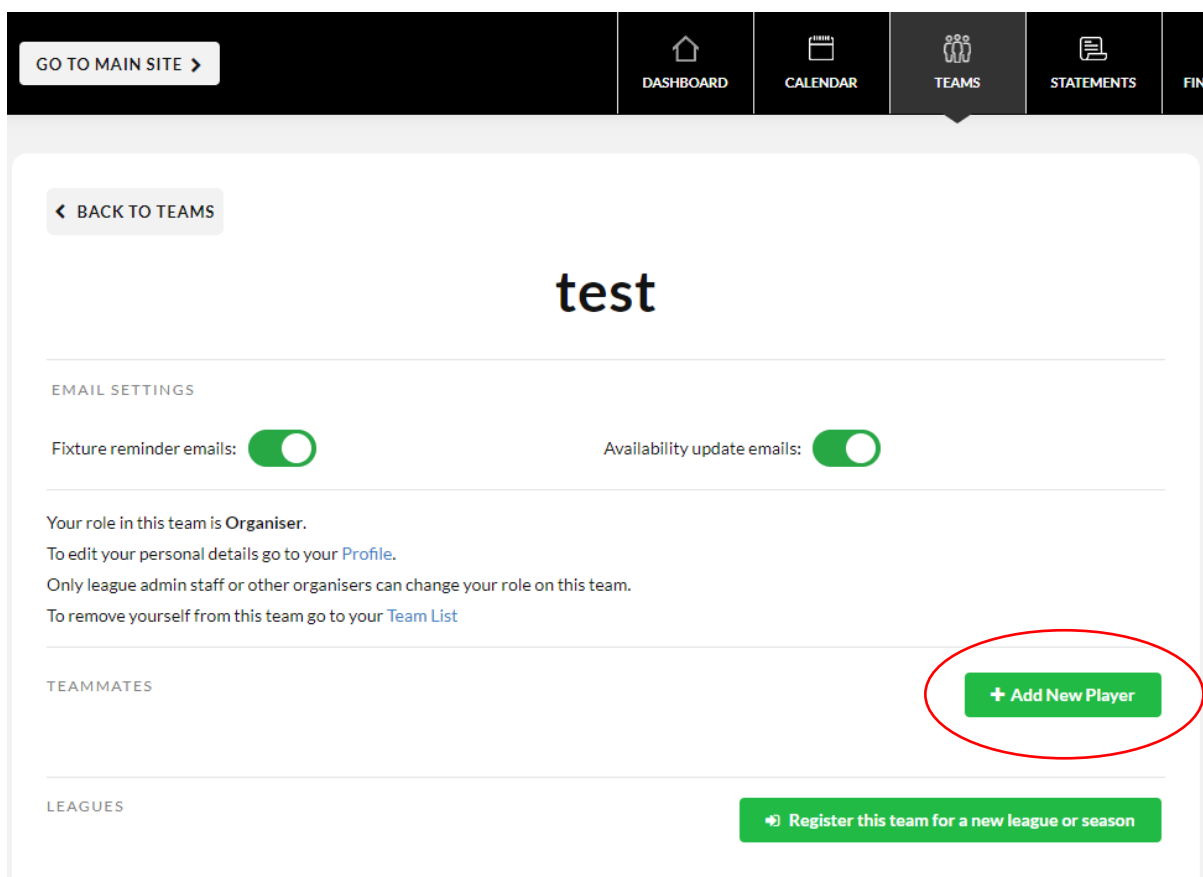
Register now

STEP 3: ADDING PLAYERS

3.1 – You can then click ‘TEAMS’ in the menu. Then click on your team name (in this example the team is called ‘test’).



3.2 – Once you click on your team’s name, the following screen will appear. Click on the green ‘Add New Player’ button.



3.3 – The following screen will appear, then you can add a player. You will need the players (or parents) email address to be able to register them.

Only league admin staff or other organisers can change your role on this team.

New Team Member

Role
Regular

First Name *

Last Name *

Email Address *

Mobile Phone

Gender: Male Female

NOTE – If your players are not existing users in our Spawtz System, they will receive an email to complete their registration (see below).

In order to use this email address on the Adline Admin website you must confirm that it is a valid address by clicking the link below:

[Click here to complete this invitation](#)

Alternatively, please copy and paste this url into a web browser:

<http://Australiandemo.spawtz.com/SpawtzApp/EmailConfirmation.aspx?U=14461&C=74198e55-6b33-423d-91f7-d9bf0848860c>

Players will need to click the link to complete the registration process. They can then enter their details and create a password to become a member of your team and the Spawtz system.

has invited you to join the Adline Admin website. To accept this invitation, please complete the form below:

Confirm Your First Name :

James

Confirm Your Last Name :

Test

Gender :

M F

Email Address :

Jamesc@adline.com.au

Password :

...

Confirm Password :

...